

## NAV

CHF 131.84

Completely Hedged  
against CHF

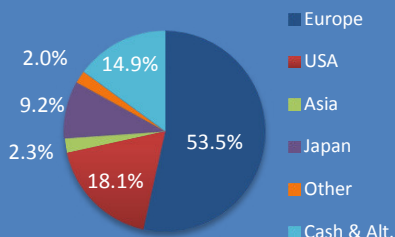
## Strategy

MFM Global Convertible Bonds is one of the MFM FUND umbrella fund segments. Its objective is to secure medium- or long-term capital growth by investing in convertible bonds, convertible notes, warrant issues and certificates and other similar securities with attached conversion or option rights, denominated in Swiss francs or other currencies and issued by public or private-sector borrowers from round the globe.

## Fund Facts

Fund domicile	Luxemburg
Fund Authority	CSSF
ISIN	LU1105776568
Valoren	25237256
WKN	A12GQ8
Bloomberg Ticker	MFMGCCR
Lipper (Reuters)	68295481
Management Fees	1.40%
Size (in CHF millions)	866.60
Number of positions	82
<b>Launch date</b>	<b>06.10.2003</b>
Subscriptions	Daily
Subscription fee	max. 2.5%
Redemption	Daily
Redemption fee	None
Performance fee	None
Last dividend	CHF 0.003745
Distribution:	CH, Lux, D
Tax Transparency:	EU, CH, D, A, UK

## Region Exposure



## Fund Manager

www.mirante.ch

rue Etraz 4	Löwenplatz 43
1003 Lausanne	8001 Zürich
Switzerland	Switzerland
Tel: +41 21 808 00 90	Tel: +41 44 251 20 58
Fax: +41 21 808 00 94	Fax: +41 44 251 20 59

## Fund Administrator

FundPartner Solutions

## Custodian

www.pictet.com

## Auditors

BDO Luxembourg

## Performance

Reinvested distributions	1 month	YTD	1 year	3 years	5 years	Since Inception	*Annualized Performance	*Annualized Volatility
<b>MFM Global Convertible Bonds Class (CHF) R</b>	<b>-0.98%</b>	<b>-3.22%</b>	<b>-3.63%</b>	<b>6.46%</b>	<b>12.79%</b>	<b>42.25%</b>	<b>2.80%</b>	<b>4.67%</b>
† Thomson Reuters Global Composite hedged (CHF)	-1.53%	-2.96%	-3.49%	8.12%	15.73%	39.63%	2.65%	6.19%

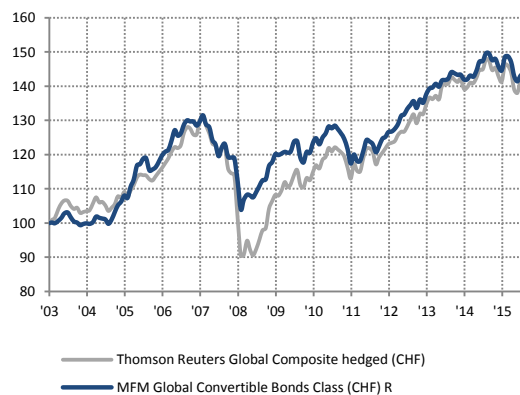
†75% Thomson Reuters Global Focus Investment Grade (CHF) Hedged & 25% Thomson Reuters Global Focus (CHF) Hedged

## Performance analysis

	*Sharpe Ratio (R.F. = 0.60%)	*Sortino Ratio (R.F. = 0.60%)	*Maximum Drawdown	Average Coupon	Average Yield	Average Duration (years)	Average Delta
<b>MFM Global Convertible Bonds Class (CHF) R</b>	<b>0.47</b>	<b>0.63</b>	<b>-27%</b>	<b>0.66%</b>	<b>0.33%</b>	<b>3.3</b>	<b>34.0%</b>
† Thomson Reuters Global Composite hedged (CHF)	0.43	0.44	-42%	-	-	-	35.7%

\* Since 06.10.2003

## Historical NAV (reinvested distributions)



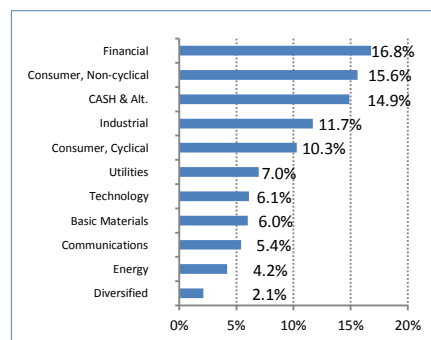
## Key Holdings

Adidas AG 0.25% 2019
Total SA 0.5% 2022
Cie Gen Etab Michelin 0% 2017
Sony Corporation 0% 2022
AB Industrivaerden 1.875% 2017
Newmont Mining Corp 1.625% 2017
Swiss Prime AG 0.25% 2023
BKW AG 0.125% 2020
Ruby Assets PTE LTD 1.6% 2017
Siemens Finan. 1.05% 2018

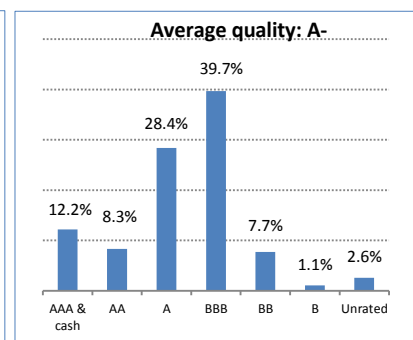
## Monthly returns

	J	F	M	A	M	J	J	A	S	O	N	D	Annual
<b>2003-2007</b>													<b>28.04%</b>
<b>2008</b>	-2.98%	-0.95%	-2.83%	2.11%	0.86%	-3.10%	-0.15%	-0.12%	-5.59%	-7.44%	2.63%	1.46%	<b>-15.43%</b>
<b>2009</b>	-0.22%	-0.50%	1.54%	1.58%	1.47%	0.26%	3.45%	0.97%	1.97%	-0.22%	0.38%	0.41%	<b>11.57%</b>
<b>2010</b>	-0.21%	0.27%	2.44%	0.08%	-3.92%	-1.15%	2.62%	-0.18%	2.42%	1.09%	-1.46%	1.63%	<b>3.46%</b>
<b>2011</b>	1.00%	1.58%	-0.42%	0.62%	-0.88%	-0.97%	-1.19%	-2.46%	-3.44%	2.27%	-1.60%	1.05%	<b>-5.45%</b>
<b>2012</b>	2.52%	2.55%	-0.32%	-0.64%	-1.92%	1.38%	1.82%	0.49%	1.10%	0.14%	0.62%	1.10%	<b>9.12%</b>
<b>2013</b>	1.88%	0.25%	1.23%	0.89%	0.84%	-1.50%	1.87%	-0.72%	1.86%	1.22%	0.19%	0.79%	<b>9.11%</b>
<b>2014</b>	-0.60%	1.29%	0.11%	0.26%	1.35%	-0.22%	-0.34%	0.05%	-0.97%	0.01%	0.80%	-0.22%	<b>1.49%</b>
<b>2015</b>	1.28%	1.77%	0.12%	1.50%	0.01%	-1.33%	0.26%	-1.56%	-0.73%	2.71%	0.14%	-1.18%	<b>2.93%</b>
<b>2016</b>	-2.77%	-1.05%	1.21%	0.26%	0.12%	-0.98%							<b>-3.22%</b>

## Sector Breakdown



## Rating overview



The data as well as the graphs contained in this document are only provided as an indication. I share class only for institutional investors. The past performance is no indication of current and future performances, and the performance data do not take account of the commissions and costs incurred on the issue and redemption of units. Consequently, MFM Mirante Fund Management SA does not provide any guarantee as for their exactitude and reliability.