

NAV

USD 120.42

Completely Hedged
against USD

Strategy

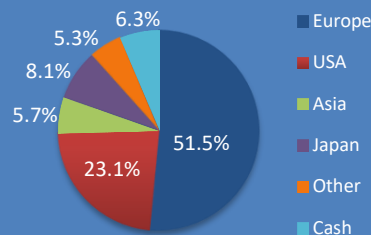
MFM Global Convertible Bonds is one of the MFM FUND umbrella fund segments. Its objective is to secure medium- or long-term capital growth by investing in convertible bonds, convertible notes, warrant issues and certificates and other similar securities with attached conversion or option rights, denominated in Swiss francs or other currencies and issued by public or private-sector borrowers from round the globe.

Fund Facts

Fund domicile: Luxembourg
 Fund Authority: CSSF
 ISIN: LU1105776725
 Valoren: 25237309
 WKN: A12GRA
 Bloomberg Ticker: MFMGUR
 Lipper (Reuters): 68295483
 Management fees: 1.40%
 Size (in CHF millions): 1059.01
 Number of positions: 95
Launch date: 31.05.2011
 Subscriptions: Daily
 Subscription fee: max. 2.5%
 Redemption: Daily
 Redemption fee: None
 Performance fee: None

Distribution: CH, Lux, D, I *
 Tax Transparency: EU, CH, D, A, UK
 * Institutional only

Region Exposure



Fund Manager

www.mirante.ch

rue Etraz 4
 1003 Lausanne
 Switzerland
 Tel: +41 21 808 00 90
 Fax: +41 21 808 00 94

Löwenplatz 43
 8001 Zürich
 Switzerland
 Tel: +41 44 251 20 58
 Fax: +41 44 251 20 59

Fund Administrator

FundPartner Solutions

Custodian

www.pictet.com

Auditors

BDO Luxembourg

Performance

| Reinvested distributions | 1 month | YTD | 1 year | 3 years | 5 years | Since Inception | *Annualized Performance | *Annualized Volatility |
|--|---------|-------|--------|---------|---------|-----------------|-------------------------|------------------------|
| MFM Global Convertible Bonds Class (USD) R | -0.77% | 2.76% | 5.55% | 6.18% | 27.28% | 22.28% | 3.36% | 3.82% |
| †Thomson Reuters Global Composite hedged (USD) | -1.28% | 2.81% | 7.47% | 7.71% | 28.99% | 27.09% | 4.02% | 5.01% |

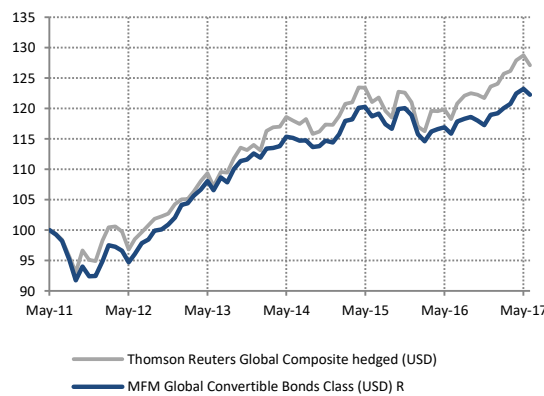
†75% Thomson Reuters Global Focus Investment Grade (USD) Hedged & 25% Thomson Reuters Global Focus (USD) Hedged

Performance analysis

| | *Sharpe Ratio (R.F. = 0.45%) | *Sortino Ratio (R.F. = 0.45%) | *Maximum Drawdown | Average Coupon | Average Yield | Duration (effective) | Average Delta |
|--|------------------------------|-------------------------------|-------------------|----------------|---------------|----------------------|---------------|
| MFM Global Convertible Bonds Class (USD) R | 0.76 | 1.04 | -10% | 0.75% | 0.34% | 2.2% | 38.7% |
| †Thomson Reuters Global Composite hedged (USD) | 0.71 | 0.99 | -10% | - | - | - | 43.5% |

* Since 31.05.2011

Historical NAV (reinvested distributions)



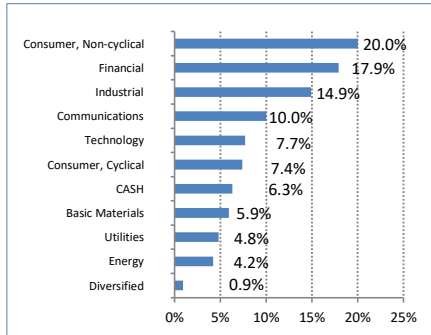
Key Holdings

| |
|-------------------------------------|
| America Movil SAB 0% 2020 |
| Total SA 0.5% 2022 |
| Solidium OY 0% 2018 |
| Sony Corporation 0% 2022 |
| First Abu Dhabi Bank 1% 2018 |
| Siemens Finanzierungsmat 1.65% 2019 |
| Swiss Life Holding AG 0% 2020 |
| Remy Cointreau SA 0.125% 2026 |
| Fresenius Medical Care 1.125% 2020 |
| MNV ZRT 3.375% 2019 |

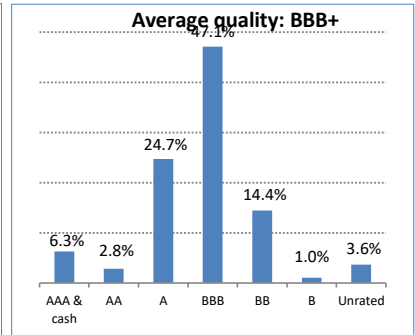
Monthly returns

| | J | F | M | A | M | J | J | A | S | O | N | D | Annual |
|------|--------|--------|--------|--------|--------|--------|--------|--------|--------|--------|--------|--------|--------|
| 2011 | | | | | | -0.73% | -1.06% | -3.18% | -3.53% | 2.47% | -1.69% | 0.01% | -7.57% |
| 2012 | 2.66% | 2.77% | -0.30% | -0.64% | -1.96% | 1.43% | 1.87% | 0.61% | 1.45% | 0.18% | 0.81% | 1.17% | 10.43% |
| 2013 | 2.06% | 0.24% | 1.20% | 0.94% | 1.29% | -1.39% | 1.97% | -0.73% | 2.04% | 1.19% | 0.24% | 0.88% | 10.32% |
| 2014 | -0.63% | 1.37% | 0.07% | 0.28% | 1.35% | -0.17% | -0.39% | 0.04% | -0.98% | 0.13% | 0.81% | -0.25% | 1.62% |
| 2015 | 1.18% | 1.89% | 0.21% | 1.61% | 0.11% | -1.28% | 0.38% | -1.49% | -0.63% | 2.79% | 0.13% | -0.96% | 3.90% |
| 2016 | -2.64% | -0.97% | 1.37% | 0.37% | 0.24% | -0.89% | 1.74% | 0.37% | 0.26% | -0.51% | -0.65% | 1.47% | 0.08% |
| 2017 | 0.20% | 0.70% | 0.58% | 1.40% | 0.65% | -0.77% | | | | | | | 2.76% |

Sector Breakdown



Rating overview



The data as well as the graphs contained in this document are only provided as an indication. I share class only for institutional investors. The past performance is no indication of current and future performances, and the performance data do not take account of the commissions and costs incurred on the issue and redemption of units. Consequently, MFM Mirante Fund Management SA does not provide any guarantee as for their exactitude and reliability.