

NAV

CHF 138.34 Completely Hedged against CHF

Strategy

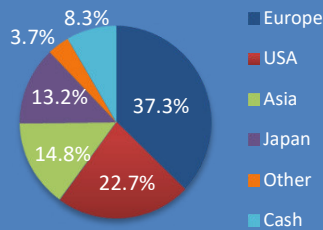
MFM Global Convertible Bonds is one of the MFM FUND umbrella fund segments. Its objective is to secure medium- or long-term capital growth by investing in convertible bonds, convertible notes, warrant issues and certificates and other similar securities with attached conversion or option rights, denominated in Swiss francs or other currencies and issued by public or private-sector borrowers from round the globe.

Fund Facts

Fund domicile: Luxemburg
Fund Authority: CSSF
ISIN: LU1105776212
Valoren: 25237250
WKN: A12GQ5
Bloomberg Ticker: MFMGCC1
Lipper (Reuters): 68295478
Management Fees: 0.90%
Size (in CHF millions): 888.92
Number of positions: 84
Launch date: 06.10.2003
Subscriptions: Daily
Subscription fee: max. 2.5%
Redemption: Daily
Redemption fee: None
Performance fee: None

Distribution: CH, Lux, D
Tax Transparency: EU, CH, D, A, UK

Region Exposure



Fund Manager

MFM Mirante Fund Management SA
rue Etraz 4 Löwenplatz 43
1003 Lausanne 8001 Zurich
Switzerland Switzerland
Tel: +41 21 808 00 90 Tel: +41 44 251 20 58
Fax: +41 21 808 00 94 Fax: +41 44 251 20 59
www.mirante.ch

Fund Administrator Custodian

FundPartner Solutions Pictet & Cie (Europe) S.A.,
(Europe) S.A., Luxembourg Luxembourg

Auditors

BDO Audit S.A., Luxembourg

Performance

Reinvested distributions	1 month	YTD	1 year	3 years	5 years	Since Inception	*Annualized Performance	*Annualized Volatility
MFM Global Convertible Bonds Class (CHF) I	0.28%	-1.37%	-1.14%	1.67%	7.90%	52.67%	2.86%	4.46%
† Thomson Reuters Global Composite hedged (CHF)	0.15%	-0.81%	-2.47%	2.43%	7.55%	44.80%	2.50%	5.89%

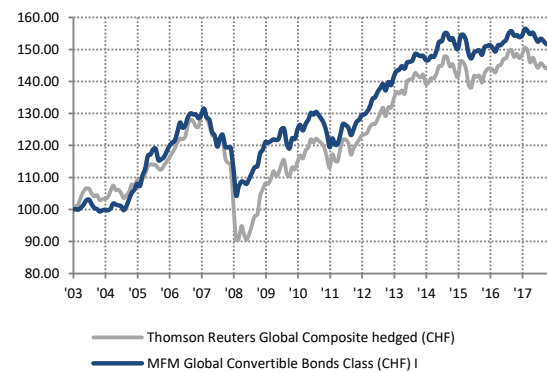
†75% Thomson Reuters Global Focus Investment Grade (CHF) Hedged & 25% Thomson Reuters Global Focus (CHF) Hedged

Performance analysis

	*Sharpe Ratio (R.F. = 0.40%)	*Sortino Ratio (R.F. = 0.40%)	*Maximum Drawdown	Average Coupon	Average Yield	Duration (effective)	Equity Exposure (Delta)
MFM Global Convertible Bonds Class (CHF) I	0.55	0.74	-27%	0.54%	0.88%	2.0%	31.2%
† Thomson Reuters Global Composite hedged (CHF)	0.36	0.48	-42%	-	-	-	32.2%

*The represented performance from 06.10.2003 to 14.02.2008 corresponds to class A. Change on 15.02.2008 into class I.

Historical NAV (reinvested distributions)



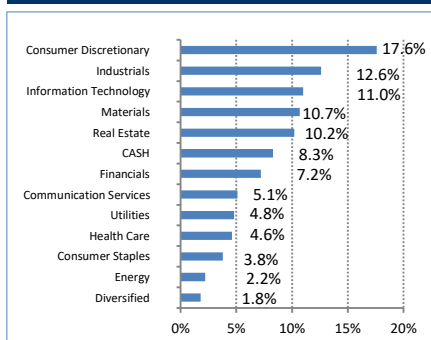
Key Holdings

Adidas AG 0.05% 2023
Sony 0% 2022
Akamai Tech 0% 2019
JPM/Voya 0.25% 2023
Economica Delta/Ebro 1% 2023
Smart Insight/Country Garden 0% 2019
JPM/Dufry 0% 2021
Shanghai Port 0% 2022
Iberdrola 0% 2022
Siemens 1.65% 2019

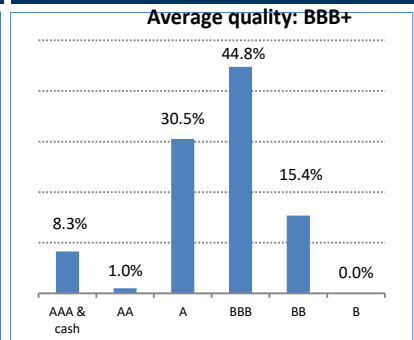
Monthly returns

	J	F	M	A	M	J	J	A	S	O	N	D	Annual
2003-2009													21.91%
2010	-0.17%	0.31%	2.49%	0.12%	-3.90%	-1.11%	2.67%	-0.14%	2.46%	1.12%	-1.41%	1.66%	3.97%
2011	1.04%	1.62%	-0.38%	0.66%	-0.84%	-0.93%	-1.14%	-2.43%	-3.39%	2.32%	-1.57%	0.10%	-4.99%
2012	2.55%	2.58%	-0.27%	-0.59%	-1.88%	1.42%	1.86%	0.54%	1.13%	0.19%	0.66%	1.15%	9.67%
2013	1.91%	0.30%	1.27%	0.94%	0.88%	-1.45%	1.91%	-0.68%	1.91%	1.26%	0.24%	0.83%	9.64%
2014	-0.56%	1.33%	0.16%	0.29%	1.39%	-0.17%	-0.30%	0.09%	-0.92%	0.05%	0.83%	-0.17%	2.00%
2015	1.32%	1.81%	0.16%	1.54%	0.06%	-1.28%	0.30%	-1.51%	-0.68%	2.75%	0.18%	-1.14%	3.46%
2016	-2.72%	-1.01%	1.26%	0.30%	0.16%	-0.94%	1.62%	0.26%	0.18%	-0.63%	-0.71%	1.31%	-1.00%
2017	1.31%	0.03%	0.61%	0.45%	1.30%	0.51%	-0.91%	0.13%	-0.46%	0.40%	1.30%	-0.40%	2.31%
2018	0.29%	-1.00%	-0.83%	0.63%	-0.45%	-0.59%	-0.12%	0.44%	0.28%				-1.37%

Sector Breakdown



Rating overview*



* Internal ratings. The data and graphs contained in this document are only provided as an indication. I share class only for institutional investors. The past performance is no indication of current and future performances, and the performance data do not take account of the commissions and costs incurred on the issue and redemption of units. Consequently, MFM Mirante Fund Management SA does not provide any guarantee as for their exactitude and reliability. Interim and annual reports, prospectuses, contracts and KIID may be obtained free of charge from the Fund administrator or the Fund's representative in Switzerland (FundPartner Solutions (Suisse) S.A., Geneva). The paying agent in Switzerland is Banque Pictet & Cie S.A., Geneva.