

NAV

CHF 127.41 Completely Hedged against CHF

Strategy

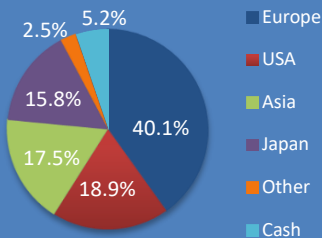
MFM Global Convertible Bonds is one of the MFM FUND umbrella fund segments. Its objective is to secure medium- or long-term capital growth by investing in convertible bonds, convertible notes, warrant issues and certificates and other similar securities with attached conversion or option rights, denominated in Swiss francs or other currencies and issued by public or private-sector borrowers from round the globe.

Fund Facts

Fund domicile: Luxemburg
 Fund Authority: CSSF
 ISIN: LU1105776568
 Valoren: 25237256
 WKN: A12GQ8
 Bloomberg Ticker: MFMGCCR
 Lipper (Reuters): 68295481
 Management Fees: 1.40%
 Size (in CHF millions): 798.48
 Number of positions: 81
 Launch date: 06.10.2003
 Subscriptions: Daily
 Subscription fee: max. 2.5%
 Redemption: Daily
 Redemption fee: None
 Performance fee: None

Distribution: CH, Lux, D
 Tax Transparency: EU, CH, D, A, UK

Region Exposure



Fund Manager

MFM Mirante Fund Management SA
 rue Etraz 4 Löwenplatz 43
 1003 Lausanne 8001 Zürich
 Switzerland Switzerland
 Tel: +41 21 808 00 90 Tel: +41 44 251 20 58
 Fax: +41 21 808 00 94 Fax: +41 44 251 20 59
 www.mirante.ch

Fund Administrator Custodian

FundPartner Solutions Pictet & Cie (Europe) S.A.,
 (Europe) S.A., Luxembourg Luxembourg

Auditors

BDO Audit S.A., Luxembourg

Performance

Reinvested distributions	1 month	YTD	1 year	3 years	5 years	Since Inception	*Annualized Performance	*Annualized Volatility
MFM Global Convertible Bonds Class (CHF) R	-1.77%	-6.67%	-6.67%	-6.47%	-2.30%	37.47%	2.11%	4.45%
† Thomson Reuters Global Composite hedged (CHF)	-2.11%	-6.10%	-6.10%	-4.75%	-0.11%	37.07%	2.09%	5.87%

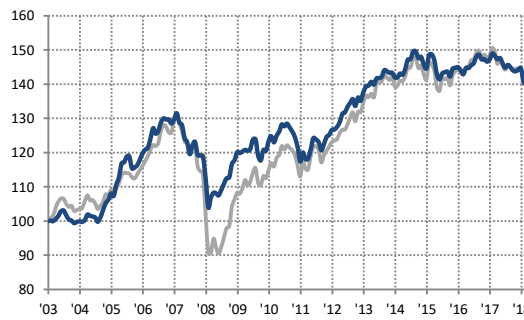
†75% Thomson Reuters Global Focus Investment Grade (CHF) Hedged & 25% Thomson Reuters Global Focus (CHF) Hedged

Performance analysis

	*Sharpe Ratio (R.F. = 0.38%)	*Sortino Ratio (R.F. = 0.38%)	*Maximum Drawdown	Average Coupon	Average Yield	Duration (effective)	Equity Exposure (Delta)
MFM Global Convertible Bonds Class (CHF) R	0.39	0.52	-27%	0.49%	1.38%	2.3%	18.6%
† Thomson Reuters Global Composite hedged (CHF)	0.29	0.39	-42%	-	-	-	38.1%

* Since 06.10.2003

Historical NAV (reinvested distributions)



— Thomson Reuters Global Composite hedged (CHF)
 — MFM Global Convertible Bonds Class (CHF) R

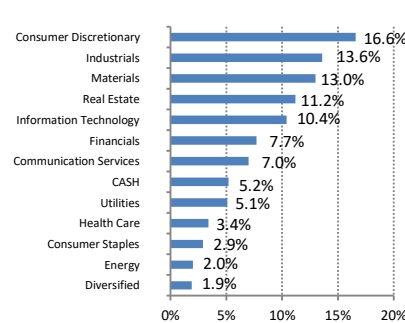
Key Holdings

- Telenor East Holding 0.25% 2019
- STMicroelectronics 0% 2022
- Adidas AG 0.05% 2023
- Akamai Tech 0% 2019
- JPM/Dufry 0% 2021
- Smart Insight/Country Garden 0% 2019
- JPM/Voya 0.25% 2023
- Iberdrola Intl BV 0% 2022
- America Movil 0% 2020
- Economica Delta/Ebro 1% 2023

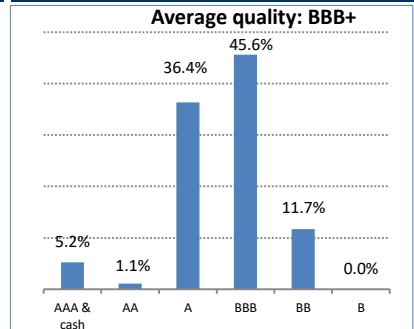
Monthly returns

	J	F	M	A	M	J	J	A	S	O	N	D	Annual
2003-2009													20.81%
2010	-0.21%	0.27%	2.44%	0.08%	-3.92%	-1.15%	2.62%	-0.18%	2.42%	1.09%	-1.46%	1.63%	3.46%
2011	1.00%	1.58%	-0.42%	0.62%	-0.88%	-0.97%	-1.19%	-2.46%	-3.44%	2.27%	-1.60%	0.05%	-5.45%
2012	2.52%	2.55%	-0.32%	-0.64%	-1.92%	1.38%	1.82%	0.49%	1.10%	0.14%	0.62%	1.10%	9.12%
2013	1.88%	0.25%	1.23%	0.89%	0.84%	-1.50%	1.87%	-0.72%	1.86%	1.22%	0.19%	0.79%	9.11%
2014	-0.60%	1.29%	0.11%	0.26%	1.35%	-0.22%	-0.34%	0.05%	-0.97%	0.01%	0.80%	-0.22%	1.49%
2015	1.28%	1.77%	0.12%	1.50%	0.01%	-1.33%	0.26%	-1.56%	-0.73%	2.71%	0.14%	-1.18%	2.93%
2016	-2.77%	-1.05%	1.21%	0.25%	0.12%	-0.98%	1.59%	0.21%	0.13%	-0.67%	-0.76%	1.27%	-1.53%
2017	-0.01%	0.57%	0.41%	1.25%	0.47%	-0.94%	0.08%	-0.51%	0.36%	1.25%	-0.45%	-0.69%	1.77%
2018	0.23%	-1.04%	-0.88%	0.58%	-0.50%	-0.64%	-0.16%	0.40%	0.24%	-2.92%	-0.38%	-1.77%	-6.67%

Sector Breakdown



Rating overview*



* Internal ratings. The data and graphs contained in this document are only provided as an indication. I share class only for institutional investors. The past performance is no indication of current and future performances, and the performance data do not take account of the commissions and costs incurred on the issue and redemption of units. Consequently, MFM Mirante Fund Management SA does not provide any guarantee as for their exactitude and reliability. Interim and annual reports, prospectuses, contracts and KIID may be obtained free of charge from the Fund administrator or the Fund's representative in Switzerland (FundPartner Solutions (Suisse) S.A., 60 Rte des Acacias, 1211 Geneva). The paying agent in Switzerland is Banque Pictet & Cie S.A., 60, Rte des Acacias, 1211 Geneva.