

NAV

USD 122.50

Completely Hedged
against USD

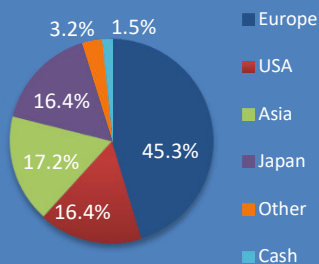
Strategy

MFM Global Convertible Bonds is one of the MFM FUND umbrella fund segments. Its objective is to secure medium- or long-term capital growth by investing in convertible bonds, convertible notes, warrant issues and certificates and other similar securities with attached conversion or option rights, denominated in Swiss francs or other currencies and issued by public or private-sector borrowers from round the globe.

Fund Facts

Fund domicile	Luxembourg
Fund Authority	CSSF
ISIN	LU1105776485
Valoren	25237255
WKN	A12G07
Bloomberg Ticker	MFMGCUI
Lipper (Reuters)	68295480
Management fees	0.90%
Size (in CHF millions)	803.86
Number of positions	78
Launch date	31.05.2011
Subscriptions	Daily
Subscription fee	max. 2.5%
Redemption	Daily
Redemption fee	None
Performance fee	None
Distribution:	CH, Lux, D, I *
Tax Transparency:	EU, CH, D, A, UK
	* Institutional only

Region Exposure



Fund Manager

MFM Mirante Fund Management SA

rue Etraz 4 1003 Lausanne Switzerland Tel: +41 21 808 00 90 Fax: +41 21 808 00 94 www.mirante.ch	Löwenplatz 43 8001 Zürich Switzerland Tel: +41 44 251 20 58 Fax: +41 44 251 20 59
---	---

Fund Administrator

FundPartner Solutions,
(Europe) S.A., Luxembourg

Custodian

Pictet & Cie (Europe) S.A.,
Luxembourg

Auditors

BDO Audit S.A., Luxembourg

Performance

Reinvested distributions	1 month	YTD	1 year	3 years	5 years	Since Inception	*Annualized Performance	*Annualized Volatility
MFM Global Convertible Bonds Class (USD) I	1.85%	1.85%	-2.00%	6.39%	11.20%	26.19%	3.09%	3.72%
†Thomson Reuters Global Composite hedged (USD)	2.31%	2.31%	-2.35%	7.28%	10.94%	25.51%	3.02%	4.83%

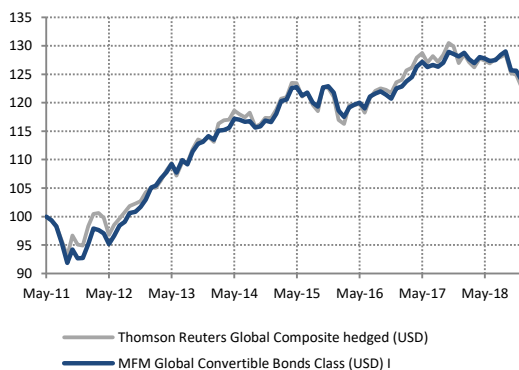
†75% Thomson Reuters Global Focus Investment Grade (USD) Hedged & 25% Thomson Reuters Global Focus (USD) Hedged

Performance analysis

	*Sharpe Ratio (R.F.= 0.78%)	*Sortino Ratio (R.F.= 0.78%)	*Maximum Drawdown	Average Coupon	Average Yield	Duration (effective)	Equity Exposure (Delta)
MFM Global Convertible Bonds Class (USD) I	0.62	0.85	-10%	0.42%	0.88%	2.4%	27.8%
†Thomson Reuters Global Composite hedged (USD)	0.46	0.63	-10%	-	-	-	28.3%

* Since 31.05.2011

Historical NAV (reinvested distributions)



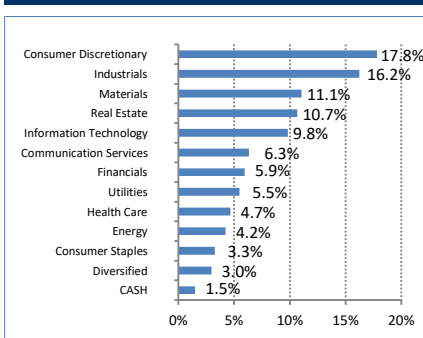
Key Holdings

Total SA 0.5% 2022
Deutsche Wohnen 0.325% 2024
STMicroelectronics 0% 2022
Siemens Finanzierungsmat 1.65% 2019
DP World Ltd 1.75% 2024
JPM/Dufry 0% 2021
Illumina Inc. 0% 2023
JPM/Voya 0.25% 2023
Iberdrola Intl BV 0% 2022
America Movil 0% 2020

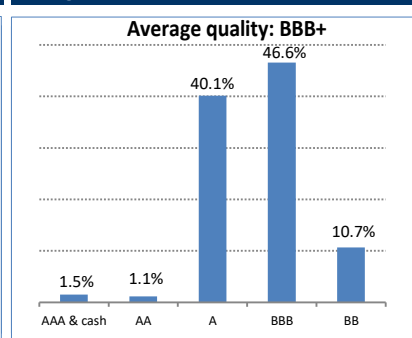
Monthly returns

	J	F	M	A	M	J	J	A	S	O	N	D	Annual
2011 - 2012													2.95%
2013	2.10%	0.29%	1.24%	1.00%	1.33%	-1.35%	2.01%	-0.69%	2.08%	1.24%	0.27%	0.92%	10.88%
2014	-0.59%	1.41%	0.12%	0.31%	1.40%	-0.13%	-0.34%	0.09%	-0.93%	0.16%	0.86%	-0.21%	2.13%
2015	1.22%	1.93%	0.23%	1.66%	0.16%	-1.23%	0.42%	-1.45%	-0.59%	2.84%	0.17%	-0.91%	4.44%
2016	-2.60%	-0.93%	1.42%	0.41%	0.28%	-0.85%	1.78%	0.43%	0.30%	-0.46%	-0.59%	1.52%	0.62%
2017	0.25%	0.74%	0.62%	1.44%	0.69%	-0.72%	0.31%	-0.28%	0.56%	1.49%	-0.26%	-0.35%	4.57%
2018	0.50%	-0.85%	-0.57%	0.86%	-0.21%	-0.34%	0.14%	0.69%	0.48%	-2.60%	-0.04%	-1.37%	-3.30%
2019	1.85%												1.85%

Sector Breakdown



Rating overview*



* Internal ratings. The data and graphs contained in this document are only provided as an indication. I share class only for institutional investors. The past performance is no indication of current and future performances, and the performance data do not take account of the commissions and costs incurred on the issue and redemption of units. Consequently, MFM Mirante Fund Management SA does not provide any guarantee as for their exactitude and reliability. Interim and annual reports, prospectuses, contracts and KIID may be obtained free of charge from the Fund administrator or the Fund's representative in Switzerland (FundPartner Solutions (Suisse) S.A., 60 Rte des Acacias, 1211 Geneva). The paying agent in Switzerland is Banque Pictet & Cie S.A., 60, Rte des Acacias, 1211 Geneva.