

**NAV**

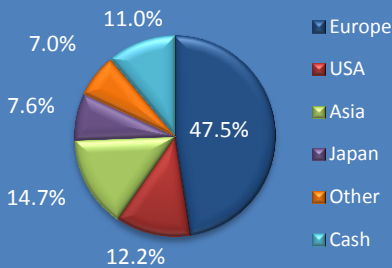
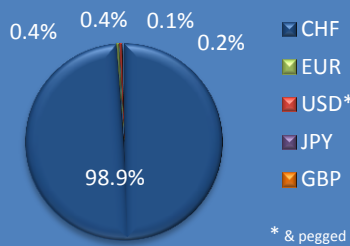
CHF 130.63

**Strategy**

MFM Global Convertible Bonds (CHF) is one of the MFM Fund umbrella fund segments. Its objective is to secure medium- or long-term capital growth by investing in convertible bonds, convertible notes, warrant issues and certificates, mandatory convertible bonds and other similar securities with attached conversion or option rights, denominated in Swiss francs or other currencies and issued by public or private-sector borrowers from round the globe. Counterparty risks may be covered with credit default swaps (CDS's).

**Fund Facts**

Fund domicile	Switzerland
ISIN	CH0036975255
Valoren	3 697 525
WKN	A0Q2FA
Bloomberg Ticker	GERIIFC SW
Reuters	3697525.S
All-in-fee	1.0%
Size (in CHF millions)	484.95
Number of positions	69
<b>Launch date</b>	<b>06.10.2003</b>
Subscriptions	Daily
Subscription fee	max. 2.5%
Redemption	Daily
Redemption fee	None
Performance fee	None
Last dividend	CHF1.75 (03.09.2013)

**Region Exposure**

**Currency Exposure (after hedge)**

**Fund Manager**
[www.mirante.ch](http://www.mirante.ch)

Place de la Gare 10 1003 Lausanne Switzerland Tel: +41 21 808 00 90 Fax: +41 21 808 00 94	Zähringerstrasse 22 8001 Zurich Switzerland Tel: +41 44 251 20 57 Fax: +41 44 251 20 59
-------------------------------------------------------------------------------------------------------	-----------------------------------------------------------------------------------------------------

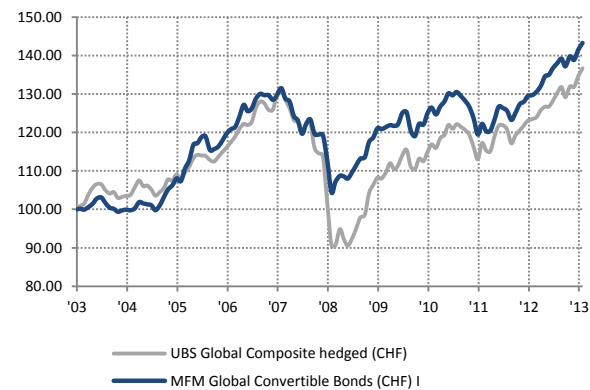
**Fund Administrator**
[www.gerifonds.ch](http://www.gerifonds.ch)
**Custodian**
[www.bcv.ch](http://www.bcv.ch)
**Auditors**
[www.PricewaterhouseCoopers.ch](http://www.PricewaterhouseCoopers.ch)
**Performance**

Reinvested distributions	1 month	YTD	1 year	3 years	5 years	Since Inception	*Annualized Performance	*Annualized Volatility
MFM Global Convertible Bonds (CHF)	1.26%	8.48%	10.45%	13.29%	37.25%	43.27%	3.62%	4.88%
UBS Global Composite hedged (CHF)	1.52%	8.66%	10.69%	16.91%	50.95%	36.68%	3.14%	6.43%

**Performance analysis**

	*Sharpe Ratio (R.F.= 0.87%)	*Sortino Ratio (R.F.= 0.87%)	*Maximum Drawdown	Average Coupon	Average Yield	Average Duration (years)	Average Delta
MFM Global Convertible Bonds (CHF)	0.56	0.76	-27%	1.53%	0.40%	2.2	33.0%
UBS Global Composite hedged (CHF)	0.35	0.47	-42%	-	-	-	47.0%

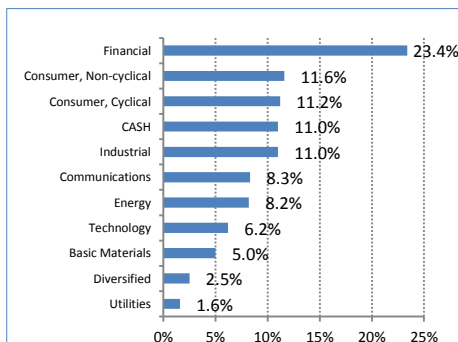
\*The represented performance from 06.10.2003 to 14.02.2008 corresponds to class A. Change on 15.02.2008 into class I.

**Historical NAV (reinvested distributions)**

**Key Holdings**

Siemens 1.05% 2017
Old Republic 3.75% 2018
Bâloise Holding 1.5% 2016
Solidium/Teliasonera 0.15% 2015
Zeus Caym. 0% 2016 / SK Telecom
Shire Plac 2.75% 2014
Deutsche Post 0.6% 2019
China Unicom 0.75% 2015
Sainsbury Plc 4.25% 2014
Temasek Financial III 0% 2014

**Monthly returns**

	J	F	M	A	M	J	J	A	S	O	N	D	Annual
<b>2003 to 2004</b>													<b>1.88%</b>
<b>2005</b>	-0.33%	-0.22%	-0.27%	-1.26%	1.29%	2.12%	1.86%	1.10%	1.67%	-0.68%	3.06%	1.88%	<b>10.61%</b>
<b>2006</b>	3.71%	0.27%	1.39%	0.18%	-3.05%	0.24%	0.58%	1.42%	1.45%	0.97%	0.46%	2.05%	<b>9.94%</b>
<b>2007</b>	2.64%	-1.27%	0.51%	2.04%	0.99%	-0.26%	-0.01%	-0.92%	0.80%	1.54%	-2.06%	-0.59%	<b>3.34%</b>
<b>2008</b>	-2.98%	-0.95%	-2.80%	2.15%	0.90%	-3.06%	-0.10%	-0.09%	-5.54%	-7.41%	2.62%	1.49%	<b>-15.09%</b>
<b>2009</b>	-0.18%	-0.46%	1.58%	1.63%	1.50%	0.31%	3.49%	1.01%	2.01%	-0.19%	0.42%	0.44%	<b>12.13%</b>
<b>2010</b>	-0.17%	0.31%	2.49%	0.12%	-3.90%	-1.11%	2.67%	-0.14%	2.46%	1.12%	-1.41%	1.66%	<b>3.97%</b>
<b>2011</b>	1.04%	1.62%	-0.38%	0.66%	-0.84%	-0.93%	-1.14%	-2.43%	-3.39%	2.32%	-1.57%	0.10%	<b>-4.99%</b>
<b>2012</b>	2.55%	2.58%	-0.27%	-0.59%	-1.88%	1.42%	1.86%	0.54%	1.13%	0.19%	0.66%	1.15%	<b>9.67%</b>
<b>2013</b>	1.91%	0.30%	1.27%	0.94%	0.88%	-1.45%	1.91%	-0.68%	1.91%	1.26%			<b>8.48%</b>

**Sector Breakdown**

**Rating overview**
