

### NAV

132.05

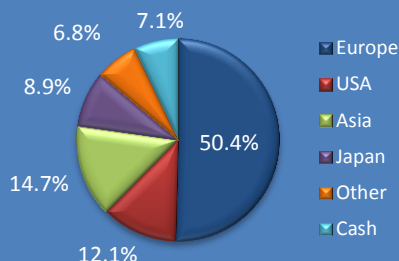
### Strategy

MFM Global Convertible Bonds (EUR) is one of the MFM Fund umbrella fund segments. Its objective is to secure medium- or long-term capital growth by investing in convertible bonds, convertible notes, warrant issues and certificates, mandatory convertible bonds and other similar securities with attached conversion or option rights, denominated in Swiss francs or other currencies and issued by public or private-sector borrowers from round the globe. Counterparty risks may be covered with credit default swaps (CDS's).

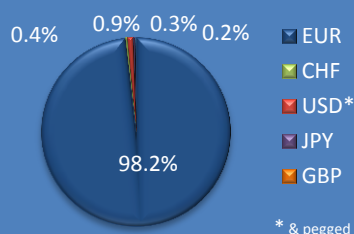
### Fund Facts

Fund domicile	Switzerland
ISIN	CH0036975305
Valoren	3 697 530
WKN	A0QZX1
Bloomberg Ticker	GERIFPC SW
Reuters	3697530.S
All-in-fee	1.0%
Size (in CHF millions)	497.66
Number of positions	76
Launch date	20.04.2005
Subscriptions	Daily
Subscription fee	max. 2.5%
Redemption	Daily
Redemption fee	None
Performance fee	None
Last dividend	EUR 1.80 (03.09.2013)

### Region Exposure



### Currency Exposure (after hedge)



### Fund Manager

www.mirante.ch

Place de la Gare 10  
 1003 Lausanne  
 Switzerland  
 Tel: +41 21 808 00 90  
 Fax: +41 21 808 00 94

Löwenplatz 43  
 8001 Zürich  
 Switzerland  
 Tel: +41 44 251 20 57  
 Fax: +41 44 251 20 59

### Fund Administrator

www.gerifonds.ch

### Custodian

www.bcv.ch

### Auditors

www.PricewaterhouseCoopers.ch

### Performance

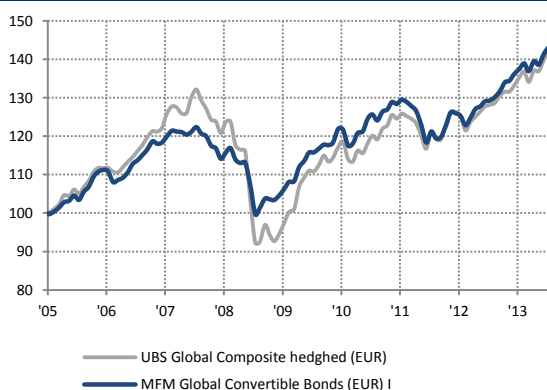
Reinvested distributions	1 month	YTD	1 year	3 years	5 years	*Since Inception	*Annualized Performance	*Annualized Volatility
MFM Global Convertible Bonds (EUR)	0.26%	8.96%	10.23%	15.64%	41.67%	43.50%	4.27%	4.57%
UBS Global Composite hedged (EUR)	-0.35%	8.32%	9.93%	18.69%	53.09%	41.46%	4.09%	6.73%

### Performance analysis

	*Sharpe Ratio (R.F. = 2.03%)	*Sortino Ratio (R.F. = 2.03%)	*Maximum Drawdown	Average Coupon	Average Yield	Average Duration (years)	Average Delta
MFM Global Convertible Bonds (EUR)	0.49	0.65	-24%	1.71%	0.49%	2.6	42.4%
UBS Global Composite hedged (EUR)	0.31	0.41	-41%	-	-	-	43.8%

\*The represented performance from 20.04.2005 to 14.02.2008 corresponds to class A. Change on 15.02.2008 into class I.

### Historical NAV (reinvested distributions)



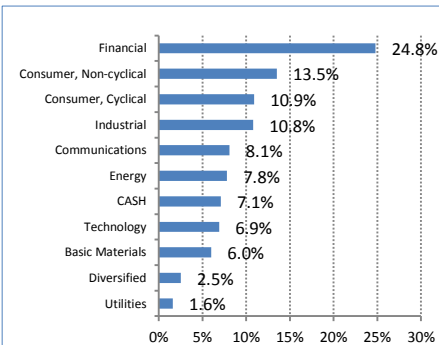
### Key Holdings

Siemens 1.05% 2017
Old Republic 3.75% 2018
Bâloise Holding 1.5% 2016
Solidium/Teliasonera 0.15% 2015
Shire Plac 2.75% 2014
Zeus Caym. 0% 2016 / SK Telecom
Deutsche Post 0.6% 2019
Sainsbury Plc 4.25% 2014
China Unicom 0.75% 2015
Temasek Financial III 0% 2014

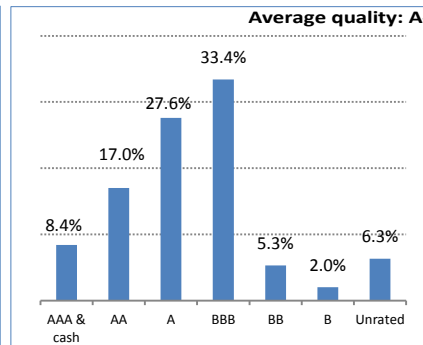
### Monthly returns

	J	F	M	A	M	J	J	A	S	O	N	D	Annual
2005				-0.30%	0.75%	1.04%	1.28%	0.41%	1.31%	-1.09%	2.08%	1.18%	6.82%
2006	2.55%	1.11%	0.42%	-0.25%	-2.61%	0.51%	0.54%	1.34%	1.88%	0.92%	1.20%	1.19%	9.06%
2007	1.85%	-0.53%	0.23%	1.35%	1.26%	-0.18%	-0.12%	-0.54%	0.54%	1.08%	-1.39%	-0.57%	3.00%
2008	-2.07%	-0.56%	-2.34%	1.37%	1.07%	-2.56%	-0.81%	0.12%	-5.12%	-7.07%	1.55%	2.44%	-13.52%
2009	-0.21%	-0.12%	1.21%	1.60%	1.66%	0.15%	3.42%	1.38%	1.95%	0.04%	0.84%	0.89%	13.51%
2010	-0.10%	0.51%	3.08%	-0.17%	-3.40%	0.43%	2.31%	0.36%	2.67%	0.94%	-1.24%	1.82%	7.28%
2011	0.47%	1.52%	-0.39%	0.85%	-0.46%	-0.86%	-0.95%	-3.05%	-3.59%	2.45%	-1.48%	0.30%	-5.21%
2012	2.55%	2.74%	-0.18%	-0.56%	-1.93%	1.46%	1.93%	0.59%	0.97%	0.22%	0.69%	1.16%	9.96%
2013	1.75%	0.30%	1.28%	0.98%	1.08%	-1.47%	1.91%	-0.67%	2.00%	1.26%	0.26%		8.96%

### Sector Breakdown



### Rating overview



The data as well as the graphs contained in this document are only provided as an indication. Consequently, Mirante Fund Management SA does not provide any guarantee as for their exactitude and reliability. The last performance are not an indication of future performances. MFM Global Convertible Bonds is authorized by the Federal Commission of the Banks to distribute on a purely professional basis in Switzerland and from Switzerland.