

NAV

USD 99.27

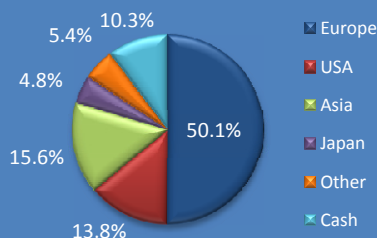
Strategy

MFM Global Convertible Bonds (USD) is one of the MFM Fund umbrella fund segments. Its objective is to secure medium- or long-term capital growth by investing in convertible bonds, convertible notes, warrant issues and certificates, mandatory convertible bonds and other similar securities with attached conversion or option rights, denominated in Swiss francs or other currencies and issued by public or private-sector borrowers from round the globe. Counterparty risks may be covered with credit default swaps (CDS's).

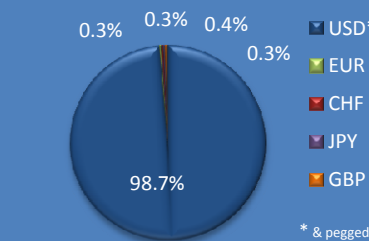
Fund Facts

Fund domicile	Switzerland
ISIN	CH0129730419
Valoren	12973041
WKN	A1JGYX
Bloomberg Ticker	GERIFAC SW
Reuters	12973041.S
All-in-fee	1.5%
Size (in CHF millions)	357.67
Number of positions	73
Launch date	31.05.2011
Subscriptions	Daily
Subscription fee	max. 2.5%
Redemption	Daily
Redemption fee	None
Performance fee	None
Last dividend	USD 0.80 (04.09.2012)

Region Exposure



Currency Exposure (after hedge)



Fund Manager

www.mirante.ch

Place du Chauchy 2 1164 Buchillon Switzerland Tel: +41 21 808 00 90 Fax: +41 21 808 00 94	Zähringerstrasse 22 8001 Zurich Switzerland Tel: +41 44 251 20 57 Fax: +41 44 251 20 59
---	---

Fund Administrator

www.gerifonds.ch

Custodian

www.bcv.ch

Auditors

www.PricewaterhouseCoopers.ch

Performance

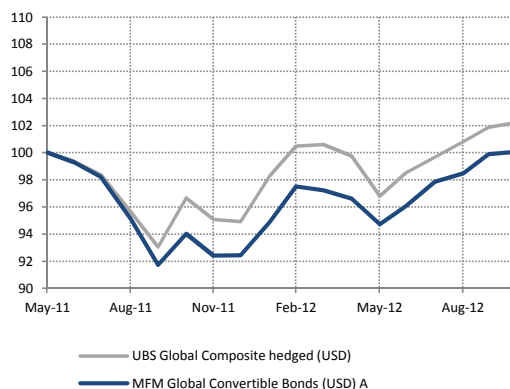
Reinvested distributions	1 month	YTD	1 year	3 years	5 years	Since Inception	*Annualized Performance	*Annualized Volatility
MFM Global Convertible Bonds (USD)	0.18%	8.28%	6.46%	-	-	0.08%	0.06%	4.78%
UBS Global Composite hedged (USD)	0.38%	7.73%	5.79%	-	-	2.26%	1.58%	5.91%

Performance analysis

	*Sharpe Ratio (R.F. = 0.42%)	*Sortino Ratio (R.F. = 0.42%)	*Maximum Drawdown	Average Coupon	Average Yield	Average Duration (years)	Average Delta
MFM Global Convertible Bonds (USD)	-0.08	-0.10	-10%	2.24%	1.36%	2.2	36.7%
UBS Global Composite hedged (USD)	0.20	0.62	-9%	-	-	-	39.9%

* Since 31.05.2011

Historical NAV (reinvested distributions)



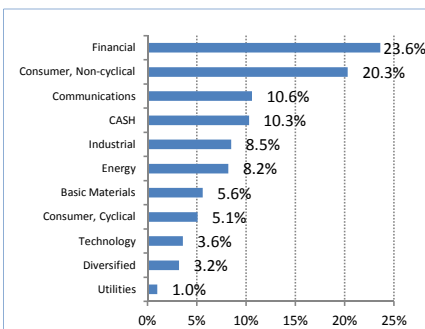
Key Holdings

Suedzucker 2.5% 2016
Old Republic 3.75% 2018
Bâloise Holding 1.5% 2016
Eurazeo 6.25% 2014
Lukoil 2.625% 2015
Gilead Sciences 1% 2014
AB Industrivarden 2.5% 2015
Unibail 0.75% 2018
KFW Dt. Tel 3.25% 2013
Technip 0.25% 2017

Monthly returns

	J	F	M	A	M	J	J	A	S	O	N	D	Annual
2011						-0.73%	-1.06%	-3.18%	-3.53%	2.47%	-1.69%	0.01%	-7.57%
2012	2.66%	2.77%	-0.30%	-0.64%	-1.96%	1.43%	1.87%	0.61%	1.45%	0.18%			8.28%

Sector Breakdown



Rating overview

