

NAV

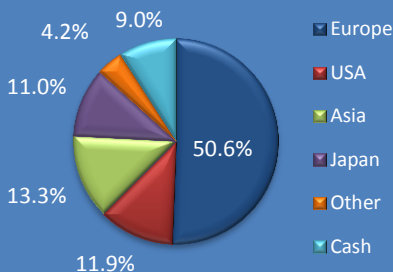
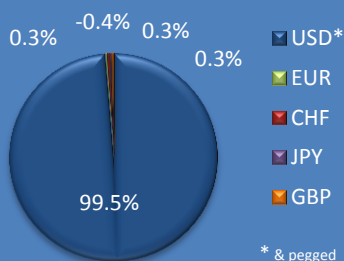
USD 112.50

Strategy

MFM Global Convertible Bonds (USD) is one of the MFM Fund umbrella fund segments. Its objective is to secure medium- or long-term capital growth by investing in convertible bonds, convertible notes, warrant issues and certificates, mandatory convertible bonds and other similar securities with attached conversion or option rights, denominated in Swiss francs or other currencies and issued by public or private-sector borrowers from round the globe. Counterparty risks may be covered with credit default swaps (CDS's).

Fund Facts

Fund domicile	Switzerland
ISIN	CH0129730492
Valoren	12973049
WKN	A1JGY
Bloomberg Ticker	GERIFPI SW
Reuters	12973049.S
All-in-fee	1.0%
Size (in CHF millions)	570.56
Number of positions	73
Launch date	31.05.2011
Subscriptions	Daily
Subscription fee	max. 2.5%
Redemption	Daily
Redemption fee	None
Performance fee	None
Last dividend	USD 1.15 (03.09.2013)

Region Exposure

Currency Exposure (after hedge)

Fund Manager
www.mirante.ch

 Place de la Gare 10
 1003 Lausanne
 Switzerland
 Tel: +41 21 808 00 90
 Fax: +41 21 808 00 94

 Löwenplatz 43
 8001 Zürich
 Switzerland
 Tel: +41 44 251 20 58
 Fax: +41 44 251 20 59

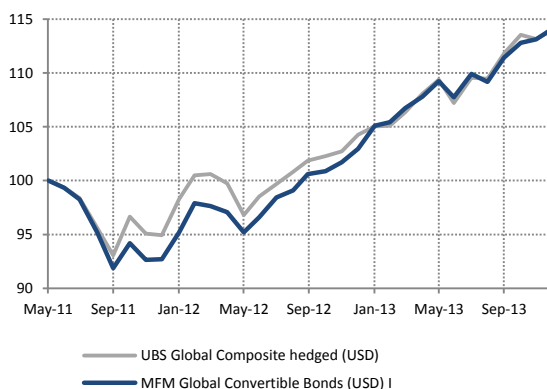
Fund Administrator
www.gerifonds.ch
Custodian
www.bcv.ch
Auditors
www.PricewaterhouseCoopers.ch
Performance

Reinvested distributions	1 month	YTD	1 year	3 years	5 years	Since Inception	*Annualized Performance	*Annualized Volatility
MFM Global Convertible Bonds (USD)	0.12%	0.93%	7.96%	-	-	15.22%	5.12%	4.10%
UBS Global Composite hedged (USD)	0.52%	2.55%	9.95%	-	-	16.93%	5.67%	5.25%

Performance analysis

	*Sharpe Ratio (R.F.= 0.34%)	*Sortino Ratio (R.F.= 0.34%)	*Maximum Drawdown	Average Coupon	Average Yield	Average Duration (years)	Average Delta
MFM Global Convertible Bonds (USD)	1.17	1.61	-10%	1.37%	0.32%	2.9	35.8%
UBS Global Composite hedged (USD)	1.01	1.43	-9%	-	-	-	46.0%

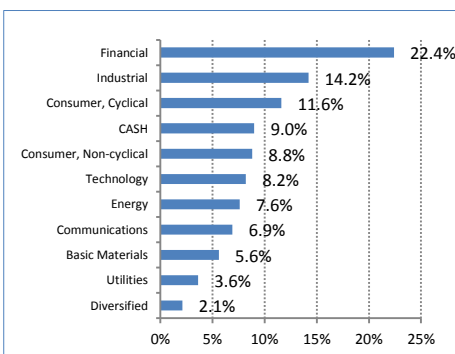
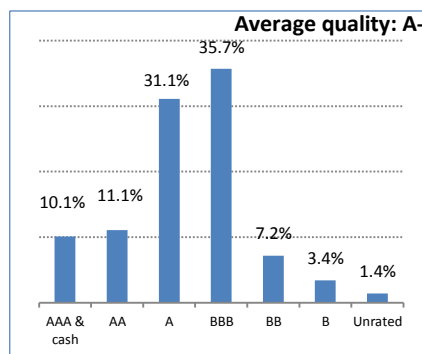
* Since 31.05.2011

Historical NAV (reinvested distributions)

Key Holdings

Suez Environnement 0% 2020
Siemens 1.05% 2017
Solidium/Teliasonera 0.5% 2015
Steinhoff Intl Hldg 4% 2021
Old Republic 3.75% 2018
Bâloise Holding 1.5% 2016
Deutsche Post 0.6% 2019
Cez/ MOL Hungar. O & G 0% 2017
Swiss Life Holding 0% 2020
Zeus Caym. / SK Telecom 0% 2016

Monthly returns

	J	F	M	A	M	J	J	A	S	O	N	D	Annual
2011						-0.68%	-1.06%	-3.13%	-3.50%	2.54%	-1.65%	0.06%	-7.30%
2012	2.70%	2.83%	-0.27%	-0.58%	-1.92%	1.46%	1.92%	0.65%	1.53%	0.26%	0.84%	1.22%	11.06%
2013	2.10%	0.29%	1.24%	1.00%	1.33%	-1.35%	2.01%	-0.69%	2.08%	1.24%	0.27%	0.92%	10.88%
2014	-0.59%	1.41%	0.12%										0.93%

Sector Breakdown

Rating overview


The data as well as the graphs contained in this document are only provided as an indication. Consequently, Mirante Fund Management SA does not provide any guarantee as for their exactitude and reliability. The last performance are not an indication of future performances. MFM Global Convertible Bonds is authorized by the Federal Commission of the Banks to distribute on a purely professional basis in Switzerland and from Switzerland.