

NAV

CHF 108.41

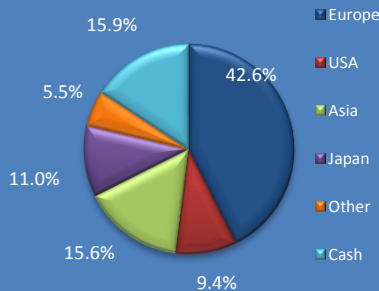
Strategy

MFM Convertible Bonds Opportunities is an open-end fund incorporated in Switzerland. The objective of this fund is to obtain value growth means long-term investments in convertible bonds, convertible notes, convertibles preferred shares, option certificates and loans.

Fund Facts

Fund domicile	Switzerland
Fund Authority	FINMA
ISIN	CH0129799588
Valoren	12979958
Bloomberg Ticker	IFPCBOA SW
Reuters	12979958.S
All-in (Out of incid. costs)	1.50%
TER (15.11.13)	1.56%
Size (in EUR millions)	14.68
Number of positions	31
Launch date	14.08.2012
Subscriptions	weekly
Subscription fee	max. 2.5%
Redemption	weekly
Redemption fee	None
Performance fee	None
Last dividend	CHF 2.10 (02.09.2014)

Region exposure



Fund Manager

www.mirante.ch

Place de la Gare 10 1003 Lausanne Switzerland	Löwenplatz 43 8001 Zurich Switzerland
Tel: +41 21 808 00 90 Fax: +41 21 808 00 94	Tel: +41 44 251 20 58 Fax: +41 44 251 20 59

Fund Administrator

FundPartner Solutions

Custodian

www.pictet.com

Auditors

www.pwc.ch

Performance

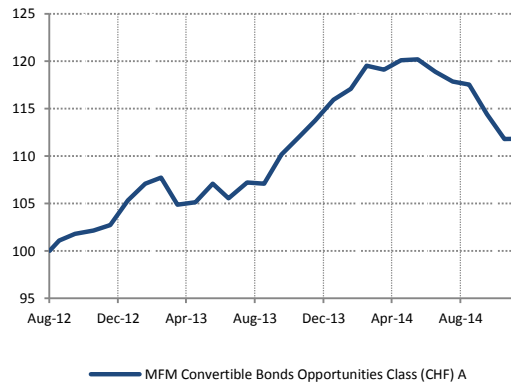
	1 month	YTD	1 year	Since Inception	*Annualized Performance	*Annualized Volatility
MFM Convertible Bonds Opportunities class (CHF) A	0.03%	-3.54%	-1.70%	11.82%	4.98%	4.42%

Performance analysis

	*Sharpe Ratio (R.F.= 0.02%)	*Sortino Ratio (R.F.= 0.02%)	*Maximum Drawdown	Duration Weighted Yield	Duration (years)	Average Delta
MFM Convertible Bonds Opportunities class (CHF) A	1.12	1.50	-8.1%	8.07%	2.8	27.7%

* Since 14.08.2012

Historical NAV (reinvested distributions)



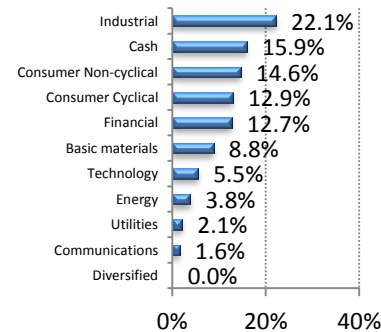
Key Holdings

Swiss Life Holding 0% 2020
Air France-KLM 2.03% 2023
Fresenius SE 0% 2019
Parapublica 5.25% 2017
Nexans 2.5% 2019

Monthly returns

	J	F	M	A	M	J	J	A	S	O	N	D	Annual
2012								1.09%	0.70%	0.33%	0.57%	2.52%	5.31%
2013	1.69%	0.60%	-2.65%	0.26%	1.85%	-1.43%	1.58%	-0.14%	2.89%	1.67%	1.56%	1.91%	10.08%
2014	1.00%	2.09%	-0.35%	0.83%	0.08%	-1.09%	-0.86%	-0.27%	-2.69%	-2.26%	0.03%		-3.54%

Sector Breakdown



Rating overview

Investment grade 27%/BB-

