

## NAV

CHF 109.75

Completely Hedged  
against CHF

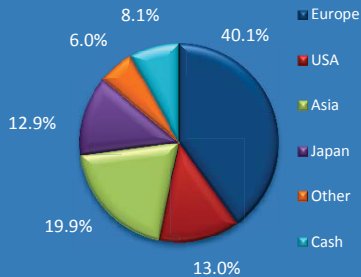
## Strategy

MFM Convertible Bonds Opportunities is an open-end fund incorporated in Switzerland. The objective of this fund is to obtain value growth means long-term investments in convertible bonds, convertible notes, convertibles preferred shares, option certificates and loans.

## Fund Facts

Fund domicile	Switzerland
Fund Authority	FINMA
ISIN	CH0129799646
Valoren	12979964
Bloomberg Ticker	IFPCBD1 SW
Reuters	12979964.S
All-in (Out of incid. costs)	1.00%
TER (15.11.13)	1.05%
Size (in EUR millions)	13.74
Number of positions	32
Launch date	14.08.2012
Subscriptions	weekly
Subscription fee	max. 2.5%
Redemption	weekly
Redemption fee	None
Performance fee	None
Last dividend	CHF 2.60 (02.09.2014)

## Region exposure



## Fund Manager

www.mirante.ch

Place de la Gare 10 1003 Lausanne Switzerland	Löwenplatz 43 8001 Zurich Switzerland
Tel: +41 21 808 00 90 Fax: +41 21 808 00 94	Tel: +41 44 251 20 58 Fax: +41 44 251 20 59

## Fund Administrator

FundPartner Solutions

## Custodian

www.pictet.com

## Auditors

www.pwc.ch

## Performance

Reinvested distributions	1 month	YTD	1 year	Since Inception	*Annualized Performance	*Annualized Volatility
MFM Convertible Bonds Opportunities class (CHF) I	1.44%	1.44%	-3.21%	14.16%	5.50%	4.46%

## Performance analysis

	*Sharpe Ratio (R.F. = 0.00%)	*Sortino Ratio (R.F. = 0.00%)	*Maximum Drawdown	Duration Weighted Yield	Duration (years)	Average Delta
MFM Convertible Bonds Opportunities class (CHF) I	1.23	1.67	-8.0%	9.66%	2.7	32.8%

\*Since 14.08.2012

## Historical NAV (reinvested distributions)



— MFM Convertible Bonds Opportunities Class (CHF) I

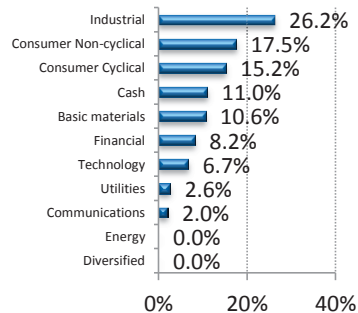
## Key Holdings

Lukoil 2.625% 2015
Fresenius SE 0% 2019
Air France-KLM 2.03% 2023
Kawasaki Kisen 0% 2018
Nexans 2.5% 2019

## Monthly returns

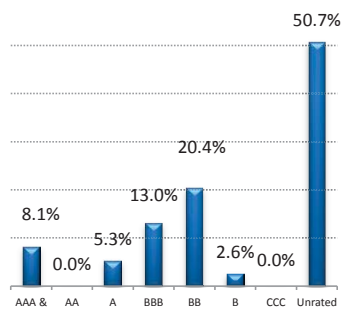
	J	F	M	A	M	J	J	A	S	O	N	D	Annual
2012								1.10%	0.74%	0.41%	0.61%	2.58%	5.54%
2013	1.72%	0.63%	-2.61%	0.30%	1.90%	-1.39%	1.63%	-0.09%	2.92%	1.72%	1.61%	1.95%	10.64%
2014	1.01%	2.13%	-0.30%	0.88%	0.11%	-1.04%	-0.81%	-0.24%	-2.65%	-2.21%	0.06%	-0.51%	-3.62%
2015	1.44%												1.44%

## Sector Breakdown



## Rating overview

### Investment grade 26%/B+



The data as well as the graphs contained in this document are only provided as an indication. The past performance is no indication of current and future performances, and the performance data do not take account of the commissions and costs incurred on the issue and redemption of units. Consequently, MFM Mirante Fund Management SA does not provide any guarantee as for their exactitude and reliability.