

NAV

EUR 135.61 Completely Hedged
against EUR

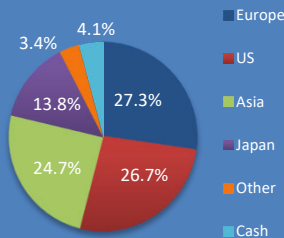
Strategy

MFM Convertible Bonds Opportunities is an open-end fund incorporated in Luxembourg. The aim of this fund is to increase capital which implies long-term investments in convertible bonds, preference shares, option certificates and loans.

Fund Facts

Fund domicile: Luxembourg
Fund Authority: CSSF
ISIN: LU1105777459
Valoren: 25237521
Bloomberg Ticker: MFMCOER
Lipper (Reuters): 68295474
Management fees: 1.40%
Size (in EUR millions): 101.40
Number of positions: 54
Launch date: 16.12.2008
Subscriptions: daily
Subscription fee: max. 2.5%
Redemption: daily
Redemption fee: None
Performance fee: None
Distribution: CH, Lux, D, I *
Tax transparency: EU, CH, D, A, UK
* Institutional only

Region exposure



Fund Manager

MFM Mirante Fund Management SA
Rue Etraz 4 Löwenplatz 43
1003 Lausanne 8001 Zurich
Switzerland Switzerland
Tel: +41 21 808 00 90 Tel: +41 44 251 20 58
Fax: +41 21 808 00 94 Fax: +41 44 251 20 59
www.mirante.ch

Fund Administrator **Custodian**
FundPartner Solutions Pictet & Cie (Europe) S.A.,
(Europe) S.A., Luxembourg Luxembourg

Auditors

BDO Audit S.A., Luxembourg

Performance

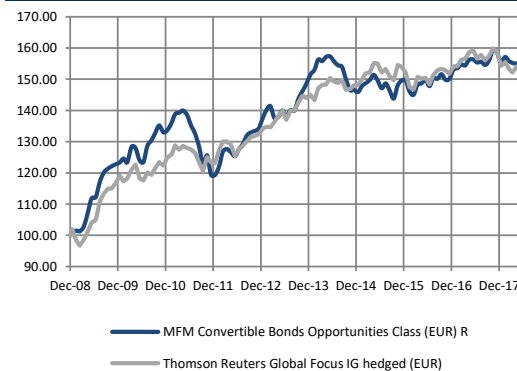
Reinvested distributions	1 month	YTD	1 year	3 years	5 years	Since Inception	*Annualized Performance	*Annualized Volatility
MFM Convertible Bonds Opportunities Class (EUR) R	0.04%	-0.12%	-0.01%	5.59%	12.60%	55.33%	4.73%	3.94%
Thomson Reuters Global Focus IG hedged (EUR)	-0.61%	-1.45%	-2.91%	-0.07%	10.97%	52.04%	4.49%	5.28%

Performance analysis

	*Sharpe Ratio (R.F. = 0.40%)	*Sortino Ratio (R.F. = 0.40%)	*Maximum Drawdown	Duration Weighted Yield	Duration (effective)	Equity Exposure (Delta)
MFM Convertible Bonds Opportunities Class (EUR) R	1.10	1.52	-17.55%	0.39%	1.6%	39.6%
Thomson Reuters Global Focus IG hedged (EUR)	0.85	1.23	-8.99%	n/a	n/a	31.8%

* Since 16.12.2008

Historical NAV (reinvested distributions)



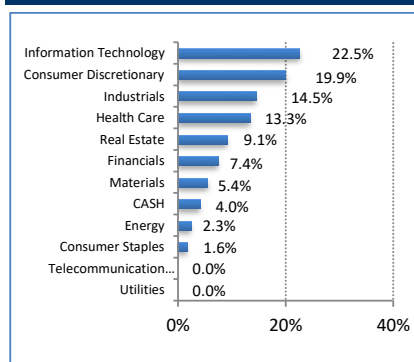
Key Holdings

Solidium/Sampo 0% 2018
Pure Storage 0.125% 2023
Biomarin 0.75% 2018
Corestate Capital Hold 1.375% 2022
Momo Inc 1.25% 2025

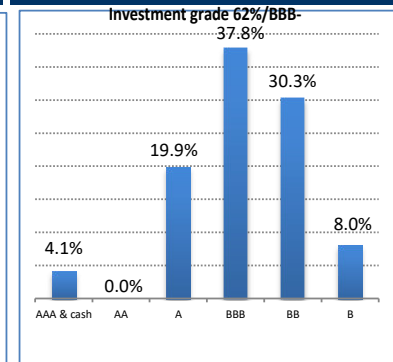
Monthly returns

	J	F	M	A	M	J	J	A	S	O	N	D	Annual
2008-2013													53.03%
2014	1.00%	2.12%	-0.31%	0.87%	0.11%	-1.02%	-0.83%	-0.26%	-2.71%	-2.24%	0.09%	-0.49%	-3.70%
2015	1.33%	0.59%	0.72%	1.10%	-1.15%	-1.71%	1.05%	-1.60%	-1.69%	2.96%	1.05%	-0.06%	2.47%
2016	-2.26%	-0.78%	2.31%	0.20%	0.79%	-1.38%	1.74%	-0.12%	0.98%	-1.19%	0.21%	1.95%	2.37%
2017	0.36%	0.72%	-0.19%	1.13%	0.13%	-0.64%	0.17%	-0.68%	0.90%	2.26%	-0.66%	-1.84%	1.60%
2018	1.03%	-0.79%	-0.44%	-0.10%	0.14%	0.04%							-0.12%

Sector Breakdown



Rating overview*



* Internal ratings. The data and graphs contained in this document are only provided as an indication. I share class only for institutional investors. The past performance is no indication of current and future performances, and the performance data do not take account of the commissions and costs incurred on the issue and redemption of units. Consequently, MFM Mirante Fund Management SA does not provide any guarantee as for their exactitude and reliability. Interim and annual reports, prospectuses, contracts and KIID may be obtained free of charge from the Fund administrator or the Fund's representative in Switzerland (FundPartner Solutions (Suisse) S.A., Geneva). The paying agent in Switzerland is Banque Pictet & Cie S.A., Geneva.