

NAV

CHF 111.42 Completely Hedged against CHF

Strategy

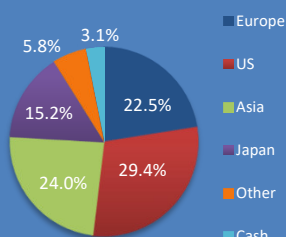
MFM Convertible Bonds Opportunities is an open-end fund incorporated in Luxembourg. The aim of this fund is to increase capital which implies long-term investments in convertible bonds, preference shares, option certificates and loans.

Fund Facts

Fund domicile Luxembourg
 Fund Authority CSSF
 ISIN LU1105776998
 Valoren 25237312
 Bloomberg Ticker MFMOOCL
 Lipper (Reuters) 68295470
 Management fees 0.90%
 Size (in EUR millions) 82.47
 Number of positions 61
 Launch date 14.08.2012
 Subscriptions daily
 Subscription fee max. 2.5%
 Redemption daily
 Redemption fee None
 Performance fee None

Distribution: CH, Lux, D
 Tax transparency: EU, CH, D, A

Region exposure



Fund Manager

MFM Mirante Fund Management SA
 Rue Etraz 4 Löwenplatz 43
 1003 Lausanne 8001 Zurich
 Switzerland Switzerland
 Tel: +41 21 808 00 90 Tel: +41 44 251 20 58
 Fax: +41 21 808 00 94 Fax: +41 44 251 20 59
 www.mirante.ch

Fund Administrator

FundPartner Solutions Pictet & Cie (Europe) S.A.,
 (Europe) S.A., Luxembourg Luxembourg

Auditors

BDO Luxembourg

Performance

Reinvested distributions	1 month	YTD	1 year	2 years	3 years	Since 30.06.2015 (new strategy)	*Annualized Performance	*Annualized Volatility
MFM Convertible Bonds Opportunities class (CHF) I	1.68%	7.19%	-0.19%	-0.97%	3.78%	4.48%	1.17%	4.88%
Thomson Reuters Global Focus hedged (CHF) **	1.27%	7.12%	1.11%	1.67%	7.87%	3.94%	0.70%	5.12%

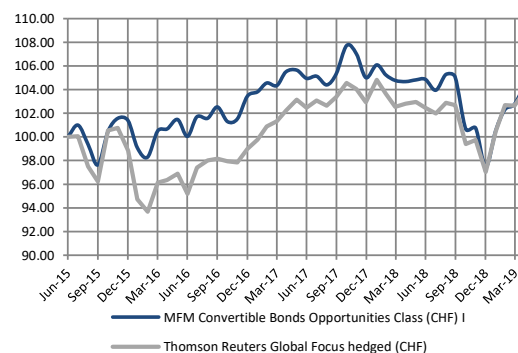
** Index changed on 1.07.2018 from T.R. Global Focus Investment Grade (CHF). All benchmark performance figures are based on the new benchmark.

Performance analysis

	*Sharpe Ratio (R.F. = -0.47%)	*Sortino Ratio (R.F. = -0.47%)	*Maximum Drawdown	Duration Weighted Yield	Duration (effective)	Equity Exposure (Delta)
MFM Convertible Bonds Opportunities class (CHF) I	0.33	0.44	-11.1%	0.18%	1.8%	41.6%
Thomson Reuters Global Focus hedged (CHF) **	0.14	0.18	-10.7%	n/a	n/a	37.3%

* Since 30.06.2015 - Implementation of new investment strategy

Historical NAV (reinvested distributions) *



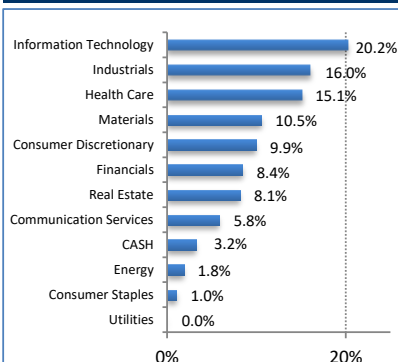
Key Holdings

Larsen & Toubro Ltd 0.675% 2019
NXP Semiconductor NV 1% 2019
Fresenius Medical Care 1.125% 2020
Shanghai Port Group 0% 2022
CN Yangtze Power 0% 2021

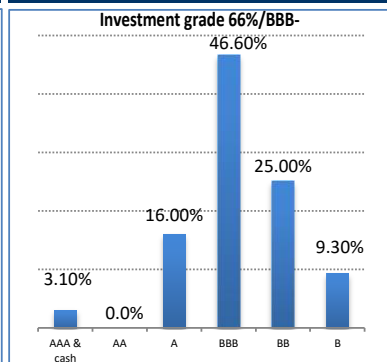
Monthly returns

	J	F	M	A	M	J	J	A	S	O	N	D	Annual
2012-2015													14.67%
2016	-2.29%	-0.78%	2.25%	0.17%	0.79%	-1.40%	1.65%	-0.12%	0.94%	-1.21%	0.22%	1.90%	2.03%
2017	0.35%	0.71%	-0.21%	1.11%	0.13%	-0.66%	0.17%	-0.70%	0.90%	2.27%	-0.66%	-1.88%	1.50%
2018	1.03%	-0.80%	-0.45%	-0.09%	0.13%	0.04%	-0.88%	1.28%	-0.19%	-4.21%	0.10%	-3.26%	-7.17%
2019	3.16%	1.75%	0.43%	1.68%									7.19%

Sector Breakdown



Rating overview*



* Internal ratings. The data and graphs contained in this document are only provided as an indication. I share class only for institutional investors. The past performance is no indication of current and future performances, and the performance data do not take account of the commissions and costs incurred on the issue and redemption of units. Consequently, MFM Mirante Fund Management SA does not provide any guarantee as for their exactitude and reliability. Interim and annual reports, prospectuses, contracts and KIID may be obtained free of charge from the Fund administrator or the Fund's representative in Switzerland (FundPartner Solutions (Suisse) S.A., 60, Rue des Acacias, 1211 Geneva). The paying agent in Switzerland is Banque Pictet & Cie S.A., 60, Rue des Acacias, 1211 Geneva.